



Shoes, Trainers, Sandals, Bags and Luggage

Complete Repair Service by a craftsman
Same day if required

Key Cutting

1 Manor Park Rd. N2, behind 88 Church Lane, opposite Trinity Church
Tel: 07956 329 150 Open Tuesday - Saturday 12-7pm

The Archer

Published by East Finchley Newspapers, P.O. Box 3699, London N2 2DE. www.the-archer.co.uk



Garden Suburb: Belvedere Court, 1938, by Ernst Ludwig Freud, son of Sigmund; intended as rental apartments for Jewish families from Europe, internally the flats were ultra-modern with central heating and fitted kitchens.



Garden Suburb: Lytton Close, 1935, by G.G. Winbourne; built in 1935 for W.L.M. Estates and Grade II listed.



Finchley Central: St Mary-at-Finchley Social Centre, 1958, by Kenneth Wood; post-war church social centre, designed by Kenneth Wood, better known for his house designs in South London and Surrey.

Bold and beautiful? Buildings that embodied a new style

By Malcolm Dunkeld

Modernist architecture is like Marmite, intriguing and repelling in equal measure. It arrived in Britain in the 1920s with émigré architects like Walter Gropius and Berthold Lubetkin. It's a style characterised by plain, white, rectilinear buildings with long ribbon windows, streamlined surfaces and the use of 'new' materials such as steel and concrete.

Photographic printer Joshua Abbot, 39, discovered Modernist architecture during his degree in photography at Westminster University and now runs the popular www.modernism-in-metroland.co.uk website, which documents and celebrates the Modernist and Art Deco buildings of the Metroland area.

Modernism on our doorstep

His favourite N2 examples include East Finchley tube station, Strawberry Vale and houses in Vivian Way, along with houses in Lytton Close, Spencer Drive and Belvedere Court in Hampstead Garden Suburb, plus the old Church End Library and St. Mary-at-Finchley Social Centre, both in Hendon Lane, N3, and not forgetting the splendid Everyman Cinema in Muswell Hill.

The bold imagery and distinctiveness of modernist buildings attracted him when compared to the more common 'Tudor-bethan' house style of the interwar years. Joshua became particularly interested in buildings in Metroland, the area of north-west London and the counties of Buckinghamshire and Hertfordshire developed by the Metropolitan Railway Company and made famous by John Betjeman in his 1973 BBC documentary film *Metro-Land*.

Joshua, from Welwyn Garden City, has recently teamed up with Unbound, a crowd-funded publisher, to produce *A Guide to Modernism in Metro-Land* which will include photographs, maps and descriptions of individual buildings. He is looking for support to publish the guide in September and details can be found on his website.



East Finchley: Tube station, 1938, by Charles Holden & L.H. Bucknell; Northern Line station, built as part of the New Works Programme of 1935-40, it features Archie, the famous Archer sculpture by Eric Aumonier.

Morning has broken on the pasture

By Linda Dolata

A few stalwarts were at Long Lane Pasture between 4.30am and 5am on Sunday 6 May to hear the wonderful dawn chorus and see the sun rise. We could not have chosen a better day, and indeed the birds thought so too, as there was a loud choir of song thrush, blackbird, robin, blackcap and many others.

The pasture, opposite the fire station in Long Lane, looks particularly beautiful at the moment, with hawthorn in full blossom, with its strong perfume, all the wild grasses in flower, and dewfall at that time of the morning spangling everything with ephemeral diamonds.

The chorus lasts only minutes, but is something everyone should make the effort to hear at least once at this time of the year. We live in a city, but around East Finchley there are many pockets where nature comes into its own, and this is one way to recognise how lucky we are to live here.

Sound and light

As the light intensified, and the chorus faded, we all grouped at the west end of the site to watch the glowing bright red ball of the sun slowly rise above the houses at the east end. The clear skies allowed us to see it in all its glorious globed scarlet before it turned to flame orange and then yellow. What a spectacle, and how little

attention we pay it on most days.

Thank you to all who came. It was particularly lovely to see Zoe and her young son Huxley. We always love to see new faces. The pasture is open almost every day at this time of the year, for anyone to just

call in, sit and enjoy the peace, have a picnic, read the paper and just relax.


On Saturdays from 10am till



Morning glory: A song thrush joins the dawn chorus at Long Lane Pasture. Photo Donald Lyven.

12 noon there is always a group of volunteers keeping on top of the tasks that need to be done.






Please feel free to join us.



SECUREBASE
DOMESTIC COMMERCIAL INDUSTRIAL SECURITY
Est. 1988

Your Security Problems Solved!

- ▶ Intruder Alarms
- ▶ CCTV
- ▶ Access Control
- ▶ Intercom Systems
- ▶ Locks, Doors & Keys
- ▶ Safes & Grilles
- ▶ Locksmiths

020 8442 0660

Securebase Ltd
112 High Road, East Finchley, London N2 9EB
T: 020 8442 0660
F: 020 8365 2788
info@securebase.co.uk
www.securebase.co.uk

COLIN SCLARE

Sales & Lettings

119a East End Road, East Finchley, London, N2 0SZ



We cover East Finchley, Muswell Hill, Hampstead Garden Suburb, North Finchley, Whetstone, Finchley Central, Barnet, Friern Barnet, Golders Green, Archway, Islington and parts of the City.

Letting fee: 7% (= 8.4% incl vat) Sales fee: 1% (= 1.2% incl vat)

But more importantly, a quality service to you!

Open 6 days a week

9.30 am - 7 pm Monday to Friday 10 am - 3 pm Saturdays

Contact us on

020 8444 3351 www.colinsclare.co.uk info@colinsclare.co.uk